

6th-7th October 2020

Communiqué n° 2r

Event 2 - U13 Boys 1500m Scratch Final Results / Résultats

Race distance: 1.5 km (6 laps)


Elapsed time: 00:00

Average speed: Speed: ∞ km/h

Rank	Bib	Name	Nation	Team	Laps Down
1	163	MURPHY Ben	NZL	Huntley School (Mart	
2	164	TOOMEY Conor	NZL	Bluestone School	
3	162	KELLY Lachlan	NZL	Verdon College	
4	160	AUSTIN Tunncliffe	NZL	Halcombe Primary Sc	
5	161	DENNIS Jack	NZL	Verdon College	

Riders placings will determine the 515m/Keirin Heat they are allocated to

Communiqué approved by the Secretary of the Commissaires Panel



6th-7th October 2020

Communiqué n° 3r

Event 3 - U13 Girls 1500m Scratch Final

Results / Résultats

Race distance: 1.5 km (6 laps)

Elapsed time: 00:00

Average speed: Speed: ∞ km/h

Rank	Bib	Name	Nation	Team	Laps Down
1	170	HARRISON Renee	NZL	Kaitaia Intermediate	
2	174	TOBIN Corey-Leigh	NZL	Kaitaia Intermediate	
3	171	MANUEL Alexis	NZL	Kaitaia Intermediate	
4	173	THOMSON Lizzy	NZL	Selwyn House School	
5	172	MCIVOR Poppy	NZL	Verdon College	

Riders placings will determine the 515m/Keirin Heat they are allocated to

Communiqué approved by the Secretary of the Commissaires Panel



6th-7th October 2020

Communiqué n° 4r

Event 4 - U14 Boys 2000m Scratch Final Results / Résultats

Race distance: 2 km (8 laps)


Elapsed time: 00:00

Average speed: Speed: ∞ km/h

Rank	Bib	Name	Nation	Team	Laps Down
1	137	EDWARDS Finn	NZL	James Hargest Colleg	
2	138	FLYNN Underwood	NZL	St Peter's School (Ca	
3	139	SCHULER Alex	NZL	Cambridge High Scho	
4	135	BLYTH Jonathan	NZL	James Hargest Colleg	
5	140	WALLACE Hamish	NZL	James Hargest Colleg	
6	136	DOUGLAS Carter	NZL	Verdon College	
7	141	WATTS Daniel	NZL	Ao Tawhiti Unlimited	

Riders placings will determine the 515m/Keirin Heat they are allocated to

Communiqué approved by the Secretary of the Commissaires Panel



TCM v2 Page 1/1

Report printed: 06/10/2020 15:47

6th-7th October 2020

Communiqué n° 5sa

Event 5 - U14 Girls 2000m Scratch Final Results / Résultats

Race distance: 2 km (8 laps)

Elapsed time: 00:00

Average speed: Speed: ∞ km/h

Rank	Bib	Name	Nation	Team	Laps Down
1	147	GRAY Caoilinn	NZL	Cambridge Middle Sc	
2	155	WRIGHT Millie	NZL	St Peter's School (Ca	
3	150	LEEFE Geraldene	NZL	Kaitaia Intermediate	
4	146	GOFTON Olive-Rose	NZL	St Peter's School (Ca	
5	149	JOHNSTON Grace	NZL	St Peter's School (Ca	
6	153	RETTKOWICZ Amelia	NZL	St Peter's School (Ca	
7	145	DONALD Millie	NZL	Kapiti College	
8	151	PAINE Hannah	NZL	St Peter's School (Ca	
9	148	GRIFFIN Lucy	NZL	St John's Girls' School	
10	152	RAUMATI Unique	NZL	Kaitaia Intermediate	
11	175	FAULKNER Riley	NZL	James Hargest Colleg	
12	154	STEDMAN Sunny	NZL	Kaitaia Intermediate	

Riders placings will determine the 515m/Keirin Heat they are allocated to

Communiqué approved by the Secretary of the Commissaires Panel



Event 6 - U15 Boys 2500m Scratch Final Results / Résultats

Race distance: 2.5 km (10 laps)


Elapsed time: 00:00

Average speed: Speed: ∞ km/h

Rank	Bib	Name	Nation	Team	Laps Down
1	110	HANSEN Ryan	NZL	St Peter's School (Ca	
2	109	FOSTER Kane	NZL	St Peter's School (Ca	
3	121	WRIGHT Frankie	NZL	St Peter's School (Ca	
4	106	CRAW Harrison	NZL	Palmerston North Boy	
5	107	CRAW Ta	NZL	Palmerston North Boy	
6	113	JAMIESON Magnus	NZL	Southland Boys' High	
7	112	HOLLAMBY Noah	NZL	Timaru Boys' High Sc	
8	108	DAVIDSON Matthew	NZL	Christchurch Boys Hig	
9	105	BORRIE Kayne	NZL	James Hargest Colleg	
10	114	MANSON George	NZL	James Hargest Colleg	
11	115	MCLEOD Jack	NZL	James Hargest Colleg	
12	118	RAMSEY Liam	NZL	Southland Boys' High	
13	120	THOMSON Frankie	NZL	Verdon College	
14	119	SANDERS Luca	NZL	Christchurch Boys Hig	
15	117	PENE Wolf	NZL	Kaiapoi High School	
16	111	HOGAN Jacob	NZL	Verdon College	

Riders placings will determine the 515m/Keirin Heat they are allocated to

Communiqué approved by the Secretary of the Commissaires Panel



6th-7th October 2020

Communiqué n° 7r

Event 7 - U15 Girls 2500m Scratch Final

Results / Résultats

Race distance: 2.5 km (10 laps)


Elapsed time: 00:00

Average speed: Speed: ∞ km/h

Rank	Bib	Name	Nation	Team	Laps Down
1	127	KELLY Caitlin	NZL	Verdon College	
2	125	BARNETT Mackenzie	NZL	Cambridge High Scho	
3	128	MITCHELL Georgia	NZL	Cambridge High Scho	
4	126	GRIFFIN Grace	NZL	Southland Girls High	
5	130	WATTS Kirsty	NZL	Papanui High School	
6	129	RUSSELL Kate	NZL	James Hargest Colleg	

Riders placings will determine the 515m/Keirin Heat they are allocated to

Communiqué approved by the Secretary of the Commissaires Panel



Event 8 - U16 Boys 3000m Scratch Final

Results / Résultats

Race distance: 3 km (12 laps)


Elapsed time: 00:00

Average speed: Speed: ∞ km/h

Rank	Bib	Name	Nation	Team	Laps Down
1	82	ERWOOD Marshall	NZL	James Hargest Colleg	
2	81	CLARK Conrad	NZL	James Hargest Colleg	
3	86	OVERWEEL Jack	NZL	Whanganui High Sch	
4	84	KERR Tom	NZL	Verdon College	
5	80	BANKS Hamish	NZL	St Peter's School (Ca	
6	89	WILLIS Jesse	NZL	Southland Boys' High	
7	88	THOMPSON Hunter	NZL	James Hargest Colleg	
8	83	GRIMSHAW Louis	NZL	St Peter's School (Ca	
9	87	RETTKOWICZ Paul	NZL	St Peter's School (Ca	
10	85	MULHOLLAND Ben	NZL	Verdon College	
11	90	AUDEAU Thomas	NZL	Christ's College	

Riders placings will determine the 515m/Keirin Heat they are allocated to

Communiqué approved by the Secretary of the Commissaires Panel



Event 9 - U16 Girls 3000m Scratch Final Results / Résultats

Race distance: 3 km (12 laps)


Elapsed time: 00:00

Average speed: Speed: ∞ km/h

Rank	Bib	Name	Nation	Team	Laps Down
1	100	GRAY Seana	NZL	Cambridge High Scho	
2	103	SIMPSON Georgie	NZL	Feilding High School	
3	101	HAYES Molly	NZL	Cambridge High Scho	
4	98	CORDERY Gemma	NZL	Cambridge High Scho	
5	97	CARSWELL Jess	NZL	Cambridge High Scho	
6	96	BUFFERY Ella	NZL	Cambridge High Scho	
7	95	BATH Ruby	NZL	James Hargest Colleg	
8	99	EARL Charlotte	NZL	Cambridge High Scho	

Riders placings will determine the 515m/Keirin Heat they are allocated to

Communiqué approved by the Secretary of the Commissaires Panel



6th-7th October 2020

Communiqué n° 11r

Event 11 - U17 Boys 4000m Scratch A Final Results / Résultats

Race distance: 4 km (16 laps)


Elapsed time: 00:00

Average speed: Speed: ∞ km/h

Rank	Bib	Name	Nation	Team	Laps Down
1	49	RUSSELL Jaxson	NZL	Cambridge High Scho	
2	51	SHEARING Ronan	NZL	James Hargest Colleg	
3	37	DAVIS Matt	NZL	Cambridge High Scho	
4	36	CAVANAGH Liam	NZL	Hillcrest High School	
5	53	WATSON-PLAMER Oliver	NZL	St Peter's School (Ca	
6	35	BRIGGS Devon	NZL	Cambridge High Scho	
7	43	HESLIP Reuben	NZL	Southland Boys' High	
8	54	WHYTE Jaxson	NZL	Roncalli College	
9	39	GILLINGHAM Jack	NZL	Bethlehem College	
10	47	RILEY Tunnicliffe	NZL	Feilding High School	
11	44	JOHNSTON Lewis	NZL	St Peter's School (Ca	
12	48	ROBERTSON Corbin	NZL	Nelson College	
13	46	MANN Jared	NZL	Hamilton Boys High S	
14	45	LANIGAN James	NZL	Nayland College	
15	52	TINOAI Charlie	NZL	James Hargest Colleg	
16	42	HENDERSON Scott	NZL	James Hargest Colleg	
17	38	FRASER Xavier	NZL	Southland Boys' High	
18	41	HATTON Wilson	NZL	Hagley College	

Riders placings will determine the 515m/Keirin Heat they are allocated to

Communiqué approved by the Secretary of the Commissaires Panel



TCM v2 Page 1/1

Report printed: 06/10/2020 15:55

Event 12 - U17 Girls 4000m Scratch Final Results / Résultats

Race distance: 4 km (16 laps)


Elapsed time: 00:00

Average speed: Speed: ∞ km/h

Rank	Bib	Name	Nation	Team	Laps Down
1	74	SYKES Amelia	NZL	Avonside Girls' High S	
2	64	DE VRIES Sophie	NZL	St Peter's School (Ca	
3	73	SCHULER Jessica	NZL	Cambridge High Scho	
4	63	CAWOOD Lily	NZL	St Peter's School (Ca	
5	67	KELLY Ciara	NZL	Verdon College	
6	69	MCLEOD Jasmine	NZL	James Hargest Colleg	
7	60	ANDERSON Keisha	NZL	Cambridge High Scho	
8	62	CAMERON Jade	NZL	Southland Girls High	
9	68	LOWRY Maddi	NZL	Ashburton College	
10	76	WALKER Samantha	NZL	Villa Maria College	
11	72	SARDELICH Aimee	NZL	Cambridge High Scho	
12	75	TUCK Arabella	NZL	St Peter's School (Ca	
13	71	PERRY Jade	NZL	Waikato Diocesan Sc	
14	61	BREEN Alana	NZL	Verdon College	
15	70	MURRAY Kaitlyn	NZL	Lincoln High School	

Riders placings will determine the 515m/Keirin Heat they are allocated to

Communiqué approved by the Secretary of the Commissaires Panel



Event 13 - U20 Boys 5000m Scratch Final Results / Résultats

Race distance: 5 km (20 laps)

Elapsed time: 00:00

Average speed: Speed: ∞ km/h

Rank	Bib	Name	Nation	Team	Laps Down
1	4	CARSWELL Jack	NZL	Cambridge High Scho	
2	3	BROTHERSTON Navarh	NZL	Christchurch Boys Hig	
3	13	MACLEOD Ryan	NZL	Christchurch Boys Hig	
4	15	PATTERSON Zakk	NZL	Cambridge High Scho	
5	9	GATLEY Pearse	NZL	St Peter's School (Ca	
6	11	HARRIS Jonty	NZL	Christchurch Boys Hig	
7	7	CUMMING Dylan	NZL	New Plymouth Boys'	
8	10	GOUGH Hunter	NZL	James Hargest Colleg	
9	2	BORRIE Morgan	NZL	James Hargest Colleg	
10	8	FITZSIMONS Mitchel	NZL	Southland Boys' High	
11	16	VAN HEYNINGEN Michiel	NZL	Christchurch Boys Hig	
12	5	COLTMAN Hamish	NZL	St Peter's School (Ca	
13	6	COUSINS Ewan	NZL	Palmerston North Boy	
14	19	AUDEAU Michael	NZL	Christ's College	
15	12	LART Kaio	NZL	Nelson College	
16	14	MORAN Bailey	NZL	St Peter's School (Ca	
17	1	BARNES-PAGE Blair	NZL	Christchurch Boys Hig	

Riders placings will determine the 515m/Keirin Heat they are allocated to

Communiqué approved by the Secretary of the Commissaires Panel



6th-7th October 2020

Communiqué n° 14r

Event 14 - U20 Girls 5000m Scratch Final

Results / Résultats

Race distance: 5 km (20 laps)


Elapsed time: 00:00

Average speed: Speed: ∞ km/h

Rank	Bib	Name	Nation	Team	Laps Down
1	21	ANDERSON Mya	NZL	Cambridge High Scho	
2	22	BORTHWICK Jenna	NZL	Lincoln High School	
3	26	GREEN Tyla	NZL	Central Southland Col	
4	24	GRANT Mikaela	NZL	Villa Maria College	
5	20	AKEROYD Rhylee	NZL	James Hargest Colleg	
6	29	SPENCER Jessica	NZL	Southland Girls High	
7	30	THACKER Lilli	NZL	Rangi Ruru Girls' Sch	
8	28	SCOTT Bryleigh	NZL	Lincoln High School	
9	25	GREEN Jessalie	NZL	Villa Maria College	
10	23	BREEN Caitin	NZL	Verdon College	
11	27	NELSON Kaylah	NZL	Cambridge High Scho	

Riders placings will determine the 515m/Keirin Heat they are allocated to

Communiqué approved by the Secretary of the Commissaires Panel



Event 17 - U16 Boys Team Pursuit 2000m Qualifying

Final

Results / Résultats

Rank	Team	1000m	Time	Speed
1	St Peter's School Cambridge	NZL	2:24.260 2:24.260(1)	49.909 km/h
	121 WRIGHT Frankie			
	110 HANSEN Ryan			
	80 BANKS Hamish			
	109 FOSTER Kane			
2	James Hargest College	NZL	2:25.560 2:25.560(2)	49.464 km/h
	82 ERWOOD Marshall			
	105 BORRIE Kayne			
	88 THOMPSON Hunter			
	81 CLARK Conrad			
3	Verdon College	NZL	2:40.560 2:40.560(3)	44.843 km/h
	111 HOGAN Jacob			
	122 SHEEHY Hadley			
	120 THOMSON Frankie			
	84 KERR Tom			

Notes: One up, Fastest 2 teams racing for Gold and 3rd & 4th racing for Bronze

Communiqué approved by the President of the Commissaires Panel _____



Event 18 - U16 Girls Team Pursuit 2000m Qualifying

Final Results / Résultats

Rank	Team	1000m	Time	Speed
1	Cambridge High School 101 HAYES Molly 97 CARSWELL Jess 100 GRAY Seana 125 BARNETT Mackenzie	NZL	2:39.100 2:39.100(1)	45.254 km/h
2	Cambridge High School 98 CORDERY Gemma 96 BUFFERY Ella 99 EARL Charlotte 128 MITCHELL Georgia	NZL	2:48.430 2:48.430(2)	42.747 km/h
3	St Peter's School (Cambridge) 149 JOHNSTON Grace 155 WRIGHT Millie 153 RETTKOWICZ Amelia 146 GOFTON Olive-Rose	NZL	2:49.710 2:49.710(3)	42.425 km/h
4	Composite 8 (North/ South Combo) 145 DONALD Millie 130 WATTS Kirsty 147 GRAY Caoilinn 173 THOMSON Lizzy	NZL	2:54.650 2:54.650(4)	41.225 km/h

Notes: One up, Fastest 2 teams racing for Gold and 3rd & 4th racing for Bronze

Communiqué approved by the President of the Commissaires Panel _____



Event 19 - U20 Boys Team Pursuit 3000m Qualifying

Final

Results / Résultats

Rank	Team	1000m	2000m	Time	Speed
1	Cambridge High School			3:20.900	53.758 km/h
	4 CARSWELL Jack			3:20.900(1)	
	15 PATTERSON Zakk				
	37 DAVIS Matt				
	49 RUSSELL Jaxson				
2	Christchurch Boys High School			3:27.110	52.146 km/h
	16 VAN HEYNINGEN Michiel			3:27.110(2)	
	13 MACLEOD Ryan				
	11 HARRIS Jonty				
	3 BROTHERSTON Navarh				
3	St Peter's School (Cambridge)			3:28.190	51.875 km/h
	14 MORAN Bailey			3:28.190(3)	
	53 WATSON-PLAMER Oliver				
	9 GATLEY Pearse				
	44 JOHNSTON Lewis				
4	James Hargest College			3:35.170	50.192 km/h
	10 GOUGH Hunter			3:35.170(4)	
	42 HENDERSON Scott				
	51 SHEARING Ronan				
	2 BORRIE Morgan				
5	Composite 2 (Hamilton Combo)			3:36.810	49.813 km/h
	46 MANN Jared			3:36.810(5)	
	36 CAVANAGH Liam				
	35 BRIGGS Devon				
	39 GILLINGHAM Jack				
6	Southland Boy's High School			3:38.930	49.330 km/h
	8 FITZSIMONS Mitchel			3:38.930(6)	
	43 HESLIP Reuben				
	89 WILLIS Jesse				
	113 JAMIESON Magnus				
7	Christchurch Boys High (Composite)			3:50.420	46.870 km/h
	7 CUMMING Dylan			3:50.420(7)	
	1 BARNES-PAGE Blair				
	119 SANDERS Luca				
	108 DAVIDSON Matthew				

One up, Fastest 2 teams racing for Gold and 3rd & 4th racing for Bronze

Communiqué approved by the Secretary of the Commissaires Panel



Event 20 - U20 Girls Team Pursuit 3000m Qualifying

Final

Results / Résultats

Rank	Team	1000m	2000m	Time	Speed
1	Cambridge High School			3:54.670	46.022 km/h
	21 ANDERSON Mya			3:54.670(1)	
	60 ANDERSON Keisha				
	72 SARDELICH Aimee				
	73 SCHULER Jessica				
2	St Peter's School (Cambridge)			3:57.890	45.399 km/h
	63 CAWOOD Lily			3:57.890(2)	
	151 PAINE Hannah				
	64 DE VRIES Sophie				
	75 TUCK Arabella				
3	Composite 1 SGHS/ Villa			4:02.320	44.569 km/h
	29 SPENCER Jessica			4:02.320(3)	
	76 WALKER Samantha				
	62 CAMERON Jade				
	126 GRIFFIN Grace				
4	James Hargest College			4:13.950	42.528 km/h
	20 AKEROYD Rhylee			4:13.950(4)	
	69 MCLEOD Jasmine				
	129 RUSSELL Kate				
	95 BATH Ruby				

One up, Fastest 2 teams racing for Gold and 3rd & 4th racing for Bronze

Communiqué approved by the Secretary of the Commissaires Panel



6th-7th October 2020

Communiqué n° 26r

Event 26 - U20 Girls Team Sprint 500m Qualifying

Final Results / Résultats

Rank	Team	250m	Time	Speed
1	St Peter's School (Cambridge) 64 DE VRIES Sophie 63 CAWOOD Lily	NZL	37.300 37.300(1)	48.257 km/h
2	Cambridge High School 73 SCHULER Jessica 21 ANDERSON Mya	NZL	37.430 37.430(2)	48.089 km/h
3	Verdon College 67 KELLY Ciara 127 KELLY Caitlin	NZL	38.040 38.040(3)	47.318 km/h
4	Southland Girls High School 62 CAMERON Jade 29 SPENCER Jessica	NZL	39.030 39.030(4)	46.118 km/h
5	Villa Maria College 24 GRANT Mikaela 76 WALKER Samantha	NZL	39.660 39.660(5)	45.385 km/h
6	Cambridge High School 72 SARDELICH Aimee 60 ANDERSON Keisha	NZL	39.710 39.710(6)	45.328 km/h
7	James Hargest College 20 AKEROYD Rhylee 69 MCLEOD Jasmine	NZL	39.970 39.970(7)	45.033 km/h
8	Lincoln High School 28 SCOTT Bryleigh 22 BORTHWICK Jenna	NZL	40.260 40.260(8)	44.709 km/h
9	Verdon College 23 BREEN Caitin 61 BREEN Alana	NZL	41.150 41.150(9)	43.742 km/h

Notes: Two up, Fastest 2 teams racing for Gold and 3rd & 4th racing for Bronze

Communiqué approved by the President of the Commissaires Panel _____



Event 22 - Year 7/8 Girls Team Sprint 500m Qualifying

Final Results / Résultats

Rank	Team	250m	Time	Speed
1	Kaitaia Intermediate 150 LEEFE Geraldene 170 HARRISON Renee	NZL	40.690 40.690(1)	44.236 km/h
2	St Peter's School (Cambridge) 151 PAINE Hannah 155 WRIGHT Millie	NZL	41.160 41.160(2)	43.731 km/h
3	St Peter's School (Cambridge) 146 GOFTON Olive-Rose 153 RETTKOWICZ Amelia	NZL	41.640 41.640(3)	43.227 km/h
4	Composite 7 (St Peters/ St Johns) 149 JOHNSTON Grace 148 GRIFFIN Lucy	NZL	42.450 42.450(4)	42.402 km/h
5	Kaitaia Intermediate 154 STEDMAN Sunny 171 MANUEL Alexis	NZL	42.580 42.580(5)	42.273 km/h
6	Composite 5 (St Peters/ Cambridge) 172 MCIVOR Poppy 147 GRAY Caoilinn	NZL	43.830 43.830(6)	41.067 km/h
7	Kaitaia Intermediate 174 TOBIN Corey-Leigh 152 RAUMATI Unique	NZL	46.060 46.060(7)	39.079 km/h

Notes: Two up, Fastest 2 teams racing for Gold and 3rd & 4th racing for Bronze

Communiqué approved by the President of the Commissaires Panel _____



Event 23 - U16 Boys Team Sprint 750m Qualifying

Final

Results / Résultats

Rank	Team	1 Lap	2 Lap	Time	Speed
1	James Hargest College			51.060	52.878 km/h
	82 ERWOOD Marshall			51.060(1)	
	81 CLARK Conrad				
	114 MANSON George				
2	St Peter's School Cambridge			51.860	52.063 km/h
	121 WRIGHT Frankie			51.860(2)	
	110 HANSEN Ryan				
	80 BANKS Hamish				
3	SBHS U16 Boys TS			53.340	50.618 km/h
	113 JAMIESON Magnus			53.340(3)	
	118 RAMSEY Liam				
	89 WILLIS Jesse				
4	St Peter's School Cambridge			53.670	50.307 km/h
	138 FLYNN Underwood			53.670(4)	
	87 RETTKOWICZ Paul				
	109 FOSTER Kane				
5	James Hargest College			55.930	48.274 km/h
	115 MCLEOD Jack			55.930(5)	
	105 BORRIE Kayne				
	88 THOMPSON Hunter				
6	Verdon College			56.920	47.434 km/h
	85 MULHOLLAND Ben			56.920(6)	
	120 THOMSON Frankie				
	122 SHEEHY Hadley				

Two up, Fastest 2 teams racing for Gold and 3rd & 4th racing for Bronze

Communiqué approved by the Secretary of the Commissaires Panel



6th-7th October 2020

Communiqué n° 24r

Event 24 - U16 Girls Team Sprint 500m Qualifying

 Final
 Results / Résultats

Rank	Team	250m	Time	Speed
1	Cambridge High School 125 BARNETT Mackenzie 100 GRAY Seana	NZL	38.280 38.280(1)	47.021 km/h
2	Cambridge High School 98 CORDERY Gemma 101 HAYES Molly	NZL	38.290 38.290(2)	47.009 km/h
3	Cambridge High School 97 CARSWELL Jess 96 BUFFERY Ella	NZL	40.650 40.650(3)	44.280 km/h
4	Cambridge High School 99 EARL Charlotte 128 MITCHELL Georgia	NZL	42.310 42.310(4)	42.543 km/h
5	James Hargest College 95 BATH Ruby 175 FAULKNER Riley	NZL	42.550 42.550(5)	42.303 km/h
6	Composite 4 (Kapiti/ Papanui) 145 DONALD Millie 130 WATTS Kirsty	NZL	42.940 42.940(6)	41.918 km/h

Notes: Two up, Fastest 2 teams racing for Gold and 3rd & 4th racing for Bronze

Communiqué approved by the President of the Commissaires Panel _____



Event 18 - U16 Girls Team Pursuit 2000m Qualifying
Final
 Start List / Liste de départ

Heat	Team	
1	Composite 8 (North/ South Combo)	NZL
	145 DONALD Millie	
	130 WATTS Kirsty	
	147 GRAY Caoilinn	
	173 THOMSON Lizzy	
2	St Peter's School (Cambridge)	NZL
	149 JOHNSTON Grace	
	155 WRIGHT Millie	
	153 RETTKOWICZ Amelia	
	146 GOFTON Olive-Rose	
3	Cambridge High School	NZL
	98 CORDERY Gemma	
	96 BUFFERY Ella	
	99 EARL Charlotte	
	128 MITCHELL Georgia	
4	Cambridge High School	NZL
	101 HAYES Molly	
	97 CARSWELL Jess	
	100 GRAY Seana	
	125 BARNETT Mackenzie	

*no medal points
no school points*

Incorrect Entry. ~~Atter~~

One up, Fastest 2 teams racing for Gold and 3rd & 4th racing for Bronze

Communiqué approved by the Secretary of the Commissaires Panel

Event 25 - U20 Boys Team Sprint 750m Qualifying

Final

Results / Résultats

Rank	Team	1 Lap	2 Lap	Time	Speed
1	Cambridge High School			48.840	55.282 km/h
	4 CARSWELL Jack			48.840(1)	
	15 PATTERSON Zakk				
	49 RUSSELL Jaxson				
2	St Peter's School (Cambridge)			49.580	54.457 km/h
	14 MORAN Bailey			49.580(2)	
	5 COLTMAN Hamish				
	53 WATSON-PLAMER Oliver				
3	James Hargest College			51.060	52.878 km/h
	10 GOUGH Hunter			51.060(3)	
	52 TINOAI Charlie				
	51 SHEARING Ronan				
4	Cambridge High School			51.680	52.244 km/h
	37 DAVIS Matt			51.680(4)	
	35 BRIGGS Devon				
	139 SCHULER Alex				
5	Christchurch Boys High School			51.930	51.993 km/h
	16 VAN HEYNINGEN Michiel			51.930(5)	
	13 MACLEOD Ryan				
	3 BROTHERSTON Navarh				
6	Hamilton (composite)			52.070	51.853 km/h
	46 MANN Jared			52.070(6)	
	39 GILLINGHAM Jack				
	36 CAVANAGH Liam				
7	St Peter's School (Cambridge)			52.440	51.487 km/h
	83 GRIMSHAW Louis			52.440(7)	
	9 GATLEY Pearse				
	44 JOHNSTON Lewis				
8	Composite 3 (Nelson/ Nayland)			52.870	51.068 km/h
	48 ROBERTSON Corbin			52.870(8)	
	12 LART Kaio				
	45 LANIGAN James				
9	Verdon College			53.910	50.083 km/h
	85 MULHOLLAND Ben			53.910(9)	
	84 KERR Tom				
	17 DOUGLAS Conor				
10	Christchurch Boys High School			54.800	49.270 km/h
	108 DAVIDSON Matthew			54.800(10)	
	1 BARNES-PAGE Blair				
	11 HARRIS Jonty				
11	Southland Boys High School			54.860	49.216 km/h
	8 FITZSIMONS Mitchel			54.860(11)	
	38 FRASER Xavier				
	43 HESLIP Reuben				