

Event 1 - U13 Boys 1500m Scratch Race Final
Results / Résultats

Race distance: 1.5 km (6 laps)

Elapsed time: 00:00

Average speed: Speed: ∞ km/h

Rank	Bib	Name	Nation	Team	Laps Down
1	92	MCGUIGAN Kingsley		Seatoun School	
2	94	HIBBS Zach	JHAR	James Hargest Colleg	
3	93	CLARKE Sean	JHAR	James Hargest Colleg	
4	91	THOMPSON Isaac	SLDB	Southland Boy's High	

Communiqué approved by the Secretary of the Commissaires Panel

Report printed: 03/10/2023 09:05



Event 2 - U13 Girls 1500m Scratch & U14 Girls 1500m Scratch (combined race separate podium)

Results / Résultats

Race distance: 1.5 km (6 laps)

Elapsed time: 00:00

Average speed: Speed: ∞ km/h

Rank	Bib	Name	Nation	Team	Laps Down
1	74	FREE Aimee	COB	Cobham Intermediate	
2	76	BOYS Lucia		Winton School	
3	73	HARE Genevieve	JHAR	James Hargest Colleg	
4	77	KNIGHT Zanthie	JHAR	James Hargest Colleg	


Communiqué approved by the Secretary of the Commissaires Panel

Report printed: 03/10/2023 09:11

SPORTS TIMING SOFTWARE

www.veloresults.com

TCM v4 Page 1/1



10/10/23

Event 3 - U14 Boys 2000m Scratch Race Final
Results / Résultats

Race distance: 2 km (8 laps)

Elapsed time: 00:00

Average speed: Speed: ∞ km/h

Rank	Bib	Name	Nation	Team	Laps Down
1	81	SHAYLER Benji	VERD	Verdon College	
2	84	CLARK George	MED	Medbury Prep. School	
3	82	FRATER Rory		St Mary's School Blen	
4	87	WATTS Aiden	CAB	Casebrook Intermedi	
5	86	ZWIES Oliver	CSLC	Central Southland Col	
DNS	83	MCLAREN Arley	SLDB	Southland Boy's High	DNS
DNS	85	WILLIAMS Saxon	KAR	Karoro School	DNS

Communiqué approved by the Secretary of the Commissaires Panel

Report printed: 03/10/2023 09:17


www.veloresults.com

TCM v4 Page 1/1



Event 5 - U15 Boys 2500m Scratch Race Final
Results / Résultats

Race distance: 2.5 km (10 laps)

Elapsed time: 00:00

Average speed: Speed: ∞ km/h

Rank	Bib	Name	Nation	Team	Laps Down
1	62	HENDERSON Jamie	STPC	St Peter's School (Ca	
2	69	BOYS Benson	CSLC	Central Southland Col	
3	66	THREADGALL Sean	CBHS	Christchurch Boys Hig	
4	63	KEAST Oliver	SLDB	Southland Boy's High	
5	68	CRAMPTON Riley	CHCO	Christ's College	
6	64	ALLAN Max	SELW	Selwyn College	
7	67	HEGAN George	CBHS	Christchurch Boys Hig	
8	70	TURNBULL James	AGSB	Auckland Grammar S	
9	61	FORD Rory	VERD	Verdon College	
	65	BORRIE Alex	JHAR	James Hargest Colleg	DNF


Communiqué approved by the Secretary of the Commissaires Panel

Report printed: 03/10/2023 09:29

SPORTS TIMING SOFTWARE

www.veloresults.com

TCM v4 Page 1/1



Event 6 - U15 Girls 2000m Scratch Race Final
Results / Résultats

Race distance: 2 km (8 laps)

Elapsed time: 00:00

Average speed: Speed: ∞ km/h

Rank	Bib	Name	Nation	Team	Laps Down
1	48	KEAST Lily	CSLC	Central Southland Col	
2	47	BEST Sophie	RONC	Roncalli College	
3	49	MCKENZIE Eliza	ASHB	Ashburton College	


Communiqué approved by the Secretary of the Commissaires Panel

Report printed: 03/10/2023 09:33

SPORTS TIMING SOFTWARE

www.veloresults.com

TCM v4 Page 1/1



Event 7 - U16 Boys 3000m Scratch Race Finals
Results / Résultats

Race distance: 3 km (12 laps)

Elapsed time: 00:00

Average speed: Speed: ∞ km/h

Rank	Bib	Name	Nation	Team	Laps Down
1	57	CLARK Oliver	CBHS	Christchurch Boys Hig	
2	53	JOHNSTON Jesse	TIMB	Timaru Boys' High Sc	
3	55	MADDEN Jack	JHAR	James Hargest Colleg	
4	54	YOUNGDAENG Fino	JHAR	James Hargest Colleg	
5	51	KELLY Lachlan	VERD	Verdon College	
	56	SWARTBOOI Morgan	HORO	Horowhenua College	DNS

Communiqué approved by the Secretary of the Commissaires Panel

Report printed: 03/10/2023 09:40



Event 8 - U16 Girls 3000m Scratch Race Final
Results / Résultats

Race distance: 3 km (12 laps)

Elapsed time: 00:00

Average speed: Speed: ∞ km/h

Rank	Bib	Name	Nation	Team	Laps Down
1	43	SAYERS Shaylah	PPNU	Papanui High School	
2	41	FORSYTH Emily	SLDG	Southland Girl's High	
3	45	WORRALL Nina	EGGS	Epsom Girls Grammar	
4	42	SCOTT Amelea	RRG	Rangi Ruru Girl's Sch	
5	44	HARTSTONGE Sarah	JHAR	James Hargest Colleg	

Communiqué approved by the Secretary of the Commissaires Panel

Report printed: 03/10/2023 09:47



Event 9 - U17 Boys 4000m Scratch Race Final
Results / Résultats

Race distance: 4 km (16 laps)


Elapsed time: 00:00

Average speed: Speed: ∞ km/h

Rank	Bib	Name	Nation	Team	Laps Down
1	26	EDWARDS Finn	JHAR	James Hargest Colleg	
2	24	JOHNSON Cooper	MLBB	Marlborough Boys' Co	
3	30	TURNBULL Robert	AGSB	Auckland Grammar S	
4	29	CRAWFORD Ben	CHCO	Christ's College	
5	27	BLYTH Jonathan	JHAR	James Hargest Colleg	
6	25	WALLACE Hamish	JHAR	James Hargest Colleg	
7	28	BELL Daniel	CHAD	Christchurch Adventis	
8	22	CANTELL-ROBERTS Jamie	STKT	Saint Kentigern Colle	
9	21	WATTS Daniel	NZC	Te Aho O Te Kura Po	-2
DNS	23	MCGUIGAN Robert	RONG	Rongotai College	DNS

Communiqué approved by the Secretary of the Commissaires Panel

Report printed: 03/10/2023 09:57



M

Event 10 - U17 Girls 4000m Scratch Race Final
Results / Résultats

Race distance: 4 km (16 laps)

Elapsed time: 00:00

Average speed: Speed: ∞ km/h

Rank	Bib	Name	Nation	Team	Laps Down
1	31	GRIFFIN Lucy	SLDG	Southland Girl's High	
2	35	BEALE Eliana	CASH	Cashmere High Scho	
3	33	SCOTT Zadie	JHAR	James Hargest Colleg	
4	34	BYTH Emily	JHAR	James Hargest Colleg	

Communiqué approved by the Secretary of the Commissaires Panel

Report printed: 03/10/2023 10:03



Event 11 - U20 Boys 5000m Scratch Race Finals
Results / Résultats

Race distance: 5 km (20 laps)


Elapsed time: 00:00

Average speed: Speed: ∞ km/h

Rank	Bib	Name	Nation	Team	Laps Down
1	3	JAMIESON Magnus	SLDB	Southland Boys' High	
2	5	ERWOOD Marshall	JHAR	James Hargest Colleg	
3	9	DAVIDSON Matthew	CBHS	Christchurch Boys Hig	
4	7	SANDERS Luca	CBHS	Christchurch Boys Hig	
5	6	CLARK Conrad	JHAR	James Hargest Colleg	
6	2	RAMSEY Liam	SLDB	Southland Boys' High	
7	1	KERR Tom	VERD	Verdon College	
8	8	HEGAN Charlie	CBHS	Christchurch Boys Hig	
9	4	PENE Wolf	KAIA	Kaipoi High School	

Communiqué approved by the Secretary of the Commissaires Panel

Report printed: 03/10/2023 10:13



Event 12 - U20 Girls 5000m Scratch Race Final
Results / Résultats

Race distance: 5 km (20 laps)


Elapsed time: 00:00

Average speed: Speed: ∞ km/h

Rank	Bib	Name	Nation	Team	Laps Down
1	11	WATTS Kirsty	NZC	Te Aho O Te Kura Po	
2	12	WOLFENDEN Mya	RRG	Rangi Ruru Girls' Sch	
3	15	WORRALL Elena	EGGS	Epsom Girls Grammar	
4	14	BATH Ruby	JHAR	James Hargest Colleg	
5	16	GRAY Seana		North Island	
6	13	RUSSELL Kate	JHAR	James Hargest Colleg	-2

Communiqué approved by the Secretary of the Commissaires Panel

Report printed: 03/10/2023 10:25



Event 13 - U13 Boys 515m Scratch Heat
Results / Résultats

Race distance: 515m

Elapsed time: 00:00

Average speed: Speed: ∞ km/h

Rank	Bib	Name	Nation	Team	Laps Down
1	92	MCGUIGAN Kingsley		Seatoun School	
2	94	HIBBS Zach	JHAR	James Hargest Colleg	
3	91	THOMPSON Isaac	SLDB	Southland Boy's High	
4	93	CLARKE Sean	JHAR	James Hargest Colleg	

Non championship event.

Communiqué approved by the Secretary of the Commissaires Panel

Event 14 - U13 Girls 515m Scratch & U14 Girls 515m Scratch (combined race separate podium) Heat
Results / Résultats

Race distance: 515m

Elapsed time: 00:00

Average speed: Speed: ∞ km/h

Rank	Bib	Name	Nation	Team	Laps Down
1	76	BOYS Lucia		Winton School	
2	74	FREE Aimee	COB	Cobham Intermediate	
3	73	HARE Genevieve	JHAR	James Hargest Colleg	
4	77	KNIGHT Zanthie	JHAR	James Hargest Colleg	

Non championship event.

Communiqué approved by the Secretary of the Commissaires Panel _____

Event 15 - U14 Boys 515m Scratch Heat
Results / Résultats

Race distance: 515m

Elapsed time: 00:00

Average speed: Speed: ∞ km/h

Rank	Bib	Name	Nation	Team	Laps Down
1	82	FRATER Rory		St Mary's School Blen	
2	81	SHAYLER Benji	VERD	Verdon College	
3	84	CLARK George	MED	Medbury Prep. School	
4	87	WATTS Aiden	CAB	Casebrook Intermedi	
5	86	ZWIES Oliver	CSLC	Central Southland Col	

Non qualifier event.

Communiqué approved by the Secretary of the Commissaires Panel


Event 17 - U15 Boys 515m Scratch Heats
Results / Résultats

Race distance: 515m

Rank	No.	Rider	Nation	Team
Heat 1				
				Time: 00.000
				Speed: ∞km/h
1	62	HENDERSON Jamie	STPC	St Peter's School (Cambridge)
2	63	KEAST Oliver	SLDB	Southland Boy's High School
3	68	CRAMPTON Riley	CHCO	Christ's College
4	70	TURNBULL James	AGSB	Auckland Grammar School
5	61	FORD Rory	VERD	Verdon College
Heat 2				
				Time: 00.000
				Speed: ∞km/h
1	69	BOYS Benson	CSLC	Central Southland College
2	64	ALLAN Max	SELW	Selwyn College
3	66	THREADGALL Sean	CBHS	Christchurch Boys High School
4	67	HEGAN George	CBHS	Christchurch Boys High School
5	65	BORRIE Alex	JHAR	James Hargest College

Communiqué approved by the Secretary of the Commissaires Panel

Report printed: 03/10/2023 10:50



 TCM v2 Page 1/1

Event 18 - U15 Girls 515m Scratch Heat
Results / Résultats

Race distance: 515m

Elapsed time: 00:00

Average speed: Speed: ∞ km/h

Rank	Bib	Name	Nation	Team	Laps Down
1	48	KEAST Lily	CSLC	Central Southland Col	
2	47	BEST Sophie	RONC	Roncalli College	
3	49	MCKENZIE Eliza	ASHB	Ashburton College	

Communiqué approved by the Secretary of the Commissaires Panel

Report printed: 03/10/2023 10:51



Event 19 - U16 Boys 6 Lap Keirin Non Championship Event
Results / Résultats

Race distance: 6 laps

Rank	No.	Rider	Nation	Team
------	-----	-------	--------	------

Heat 1

Time: 00.000

Speed: ∞km/h

1	53	JOHNSTON Jesse	TIMB	Timaru Boys' High School
2	57	CLARK Oliver	CBHS	Christchurch Boys High School
3	54	YOUNGDAENG Fino	JHAR	James Hargest College
4	55	MADDEN Jack	JHAR	James Hargest College
DNS	51	KELLY Lachlan	VERD	Verdon College

Communiqué approved by the Secretary of the Commissaires Panel

Report printed: 03/10/2023 10:56




Event 20 - U16 Girls 6 Lap Keirin Non Championship Event
Results / Résultats

Race distance: 6 laps

Rank	No.	Rider	Nation	Team
Heat 1				
				Time: 00.000 Speed: 00km/h
1	41	FORSYTH Emily	SLDG	Southland Girl's High School
2	43	SAYERS Shaylah	PPNU	Papanui High School
3	45	WORRALL Nina	EGGS	Epsom Girls Grammar School
4	42	SCOTT Amelea	RRG	Rangi Ruru Girl's School
5	44	HARTSTONGE Sarah	JHAR	James Hargest College

Communiqué approved by the Secretary of the Commissaires Panel

Report printed: 03/10/2023 10:59



Event 21 - U17 Boys 6 Lap Keirin Heats
Results / Résultats

Race distance: 6 laps

Rank	No.	Rider	Nation	Team
Heat 1				
				Time: 00.000
				Speed: ∞km/h
1	26	EDWARDS Finn	JHAR	James Hargest College
2	22	CANTELL-ROBERTS Jamie	STKT	Saint Kentigern College
3	27	BLYTH Jonathan	JHAR	James Hargest College
4	29	CRAWFORD Ben	CHCO	Christ's College
5	21	WATTS Daniel	NZC	Te Aho O Te Kura Pounamu
Heat 2				
				Time: 00.000
				Speed: ∞km/h
1	24	JOHNSON Cooper	MLBB	Mariborough Boys' College
2	30	TURNBULL Robert	AGSB	Auckland Grammar School
3	25	WALLACE Hamish	JHAR	James Hargest College
4	28	BELL Daniel	CHAD	Christchurch Adventist School


Event 22 - U17 Girls 6 Lap Keirin Heat
Results / Résultats

Race distance: 6 laps

Rank	No.	Rider	Nation	Team
Heat 1				
				Time: 00.000 Speed: ∞km/h
1	31	GRIFFIN Lucy	SLDG	Southland Girl's High School
2	33	SCOTT Zadie	JHAR	James Hargest College
3	35	BEALE Eliana	CASH	Cashmere High School
4	34	BYTH Emily	JHAR	James Hargest College

Communiqué approved by the Secretary of the Commissaires Panel

Report printed: 03/10/2023 11:10




Event 23 - U20 Boys 6 Lap Keirin Heats
Results / Résultats

Race distance: 6 laps

Rank	No.	Rider	Nation	Team
Time: 00.000 Speed: ∞km/h				
Heat 1				
1	3	JAMIESON Magnus	SLDB	Southland Boys' High School
2	6	CLARK Conrad	JHAR	James Hargest College
3	4	PENE Wolf	KAIA	Kaiapoi High School
4	7	SANDERS Luca	CBHS	Christchurch Boys High School
Time: 00.000 Speed: ∞km/h				
Heat 2				
1	5	ERWOOD Marshall	JHAR	James Hargest College
2	9	DAVIDSON Matthew	CBHS	Christchurch Boys High School
3	8	HEGAN Charlie	CBHS	Christchurch Boys High School
4	2	RAMSEY Liam	SLDB	Southland Boys' High School

Communiqué approved by the Secretary of the Commissaires Panel

Report printed: 03/10/2023 11:20



 TCM v 2 Page 1/1

Event 24 - U20 Girls 6 Lap Keirin Heat
Results / Résultats

Rank	No.	Rider	Nation	Team
Heat 1				
				Time: 00.000
				Speed: ∞km/h
1	11	WATTS Kirsty	NZC	Te Aho O Te Kura Pounamu
2	16	GRAY Seana		North Island
3	12	WOLFENDEN Mya	RRG	Rangi Ruru Girls' School
4	15	WORRALL Elena	EGGS	Epsom Girls Grammar School
5	14	BATH Ruby	JHAR	James Hargest College
6	13	RUSSELL Kate	JHAR	James Hargest College

Communiqué approved by the Secretary of the Commissaires Panel

Report printed: 03/10/2023 11:31

TCM v 2 Page 1/1

Event 25 - U13 Boys 515m Scratch Final
Results / Résultats

Race distance: 515m

Elapsed time: 00:00

Average speed: Speed: ∞ km/h

Rank	Bib	Name	Nation	Team	Laps Down
1	92	MCGUIGAN Kingsley		Seatoun School	
2	91	THOMPSON Isaac	SLDB	Southland Boy's High	
3	94	HIBBS Zach	JHAR	James Hargest Colleg	
4	93	CLARKE Sean	JHAR	James Hargest Colleg	

Communiqué approved by the Secretary of the Commissaires Panel



Event 26 - U13 Girls & U14 Girls 515m Scratch (combined race separate podium) Final
Results / Résultats

Race distance: 515m

Elapsed time: 00:00

Average speed: Speed: ∞ km/h

Rank	Bib	Name	Nation	Team	Laps Down
1	76	BOYS Lucia		Winton School	
2	74	FREE Aimee	COB	Cobham Intermediate	
3	73	HARE Genevieve	JHAR	James Hargest Colleg	
4	77	KNIGHT Zanthie	JHAR	James Hargest Colleg	

Communiqué approved by the Secretary of the Commissaires Panel



Event 27 - U14 Boys 515m Scratch Final
Results / Résultats


Race distance: 515m

Elapsed time: 00:00

Average speed: Speed: ∞ km/h

Rank	Bib	Name	Nation	Team	Laps Down
1	81	SHAYLER Benji	VERD	Verdon College	
2	84	CLARK George	MED	Medbury Prep. School	
3	82	FRATER Rory		St Mary's School Blen	
4	87	WATTS Aiden	CAB	Casebrook Intermedi	
5	86	ZWIES Oliver	CSLC	Central Southland Col	

Communiqué approved by the Secretary of the Commissaires Panel



Event 29 - U15 Boys 515m Scratch Final
Results / Résultats

Race distance: 6 laps

Rank	No.	Rider	Nation	Team
7-10 Final				
				Time: 00.000
				Speed: ∞km/h
1	67	HEGAN George	CBHS	Christchurch Boys High School
2	61	FORD Rory	VERD	Verdon College
3	70	TURNBULL James	AGSB	Auckland Grammar School
4	65	BORRIE Alex	JHAR	James Hargest College
1-6 Final				
				Time: 00.000
				Speed: ∞km/h
1	69	BOYS Benson	CSLC	Central Southland College
2	62	HENDERSON Jamie	STPC	St Peter's School (Cambridge)
3	63	KEAST Oliver	SLDB	Southland Boy's High School
4	68	CRAMPTON Riley	CHCO	Christ's College
5	66	THREADGALL Sean	CBHS	Christchurch Boys High School
6	64	ALLAN Max	SELW	Selwyn College



Event 30 - U15 Girls 515m Scratch Final
Results / Résultats

Race distance: 515m

Elapsed time: 00:00

Average speed: Speed: ∞ km/h

Rank	Bib	Name	Nation	Team	Laps Down
1	48	KEAST Lily	CSLC	Central Southland Col	
2	47	BEST Sophie	RONC	Roncalli College	
3	49	MCKENZIE Eliza	ASHB	Ashburton College	

Communiqué approved by the Secretary of the Commissaires Panel



Event 31- U16 Boys 6 Lap Keirin Final
Results / Résultats

Race distance: 6 laps

Rank	No.	Rider	Nation	Team
Final				
				Time: 00.000 Speed: ∞km/h
1	57	CLARK Oliver	CBHS	Christchurch Boys High School
2	53	JOHNSTON Jesse	TIMB	Timaru Boys' High School
3	55	MADDEN Jack	JHAR	James Hargest College
DNF	54	YOUNGDAENG Fino	JHAR	James Hargest College
DNS	51	KELLY Lachlan	VERD	Verdon College

Communiqué approved by the Secretary of the Commissaires Panel

Report printed: 03/10/2023 14:30



Event 32 - U16 Girls 6 Lap Keirin Final
Results / Résultats

Race distance: 6 laps

Rank	No.	Rider	Nation	Team
Time: 00.000 Speed: 00km/h				
Final				
1	41	FORSYTH Emily	SLDG	Southland Girl's High School
2	45	WORRALL Nina	EGGS	Epsom Girls Grammar School
3	43	SAYERS Shaylah	PPNU	Papanui High School
4	42	SCOTT Amelea	RRG	Rangi Ruru Girl's School
5	44	HARTSTONGE Sarah	JHAR	James Hargest College


Event 33 - U17 Boys 6 Lap Keirin Final
Results / Résultats

Race distance: 6 laps

Rank	No.	Rider	Nation	Team
7-9 Final				
Time: 00.000 Speed: ∞km/h				
1	28	BELL Daniel	CHAD	Christchurch Adventist School
2	29	CRAWFORD Ben	CHCO	Christ's College
3	21	WATTS Daniel	NZC	Te Aho O Te Kura Pounamu
1-6 Final				
Time: 00.000 Speed: ∞km/h				
1	26	EDWARDS Finn	JHAR	James Hargest College
2	30	TURNBULL Robert	AGSB	Auckland Grammar School
3	24	JOHNSON Cooper	MLBB	Marlborough Boys' College
4	27	BLYTH Jonathan	JHAR	James Hargest College
5	25	WALLACE Hamish	JHAR	James Hargest College
6	22	CANTELL-ROBERTS Jamie	STKT	Saint Kentigern College

Communiqué approved by the Secretary of the Commissaires Panel

Report printed: 03/10/2023 14:46



TCM v2 Page 1/1

Event 34 - U17 Girls 6 Lap Keirin Final
Results / Résultats

Race distance: 6 laps

Rank	No.	Rider	Nation	Team
Time: 00.000 Speed: ∞km/h				
Final				
1	31	GRIFFIN Lucy	SLDG	Southland Girl's High School
2	33	SCOTT Zadie	JHAR	James Hargest College
3	35	BEALE Ellana	CASH	Cashmere High School
4	34	BYTH Emily	JHAR	James Hargest College

Communiqué approved by the Secretary of the Commissaires Panel

Report printed: 03/10/2023 14:50

TCM v 2 Page 1/1

Event 35 - U20 Boys 6 Lap Keirin Final
Results / Résultats

Race distance: 6 laps

Rank	No.	Rider	Nation	Team
------	-----	-------	--------	------

Time: 00.000
Speed: ∞km/h

1-7 Final

Time: 00.000
Speed: ∞km/h

1	3	JAMIESON Magnus	SLDB	Southland Boys' High School
2	5	ERWOOD Marshall	JHAR	James Hargest College
3	4	PENE Wolf	KAIA	Kaiapoi High School
4	6	CLARK Conrad	JHAR	James Hargest College
5	7	SANDERS Luca	CBHS	Christchurch Boys High School
6	8	HEGAN Charlie	CBHS	Christchurch Boys High School
7	9	DAVIDSON Matthew	CBHS	Christchurch Boys High School



Event 36 - U20 Girls 6 Lap Keirin Final
Results / Résultats

Race distance: 6 laps

Rank	No.	Rider	Nation	Team
Time: 00.000 Speed: 00km/h				
Final				
1	15	WORRALL Elena	EGGS	Epsom Girls Grammar School
2	16	GRAY Seana		North Island
3	12	WOLFENDEN Mya	RRG	Rangi Ruru Girls' School
4	11	WATTS Kirsty	NZC	Te Aho O Te Kura Pounamu
5	14	BATH Ruby	JHAR	James Hargest College
6	13	RUSSELL Kate	JHAR	James Hargest College

Event 37 - U13 Boys 2000m Point a Lap Final
Results / Résultats

Rank	Bib	Name	Team	Sprints Won	Lap Points	Finish Order	Points
1	92	Kingsley MCGUIGAN	Seatoun School	1, 2, 3, 4, 5, 6, 7, 8	0	1	8
2	94	Zach HIBBS	James Hargest College		0	2	0
3	91	Isaac THOMPSON	Southland Boy's High Sc		0	3	0
4	93	Sean CLARKE	James Hargest College		0	4	0

Event 38 - U13 & U14 Girls 2000m Point a Lap Final (combined race separate podium)
Results / Résultats

Rank	Bib	Name	Team	Sprints Won	Lap Points	Finish Order	Points
1	74	Almee FREE	Cobham Intermediate	4, 5, 8	0	1	3
2	76	Lucia BOYS	Winton School	1, 3, 6	0	3	3
3	73	Genevieve HARE	James Hargest College	7	0	2	1
4	77	Zanthie KNIGHT	James Hargest College	2	0	4	1

Communiqué approved by the Secretary of the Commissaires Panel

Report printed: 03/10/2023 15:13


 www.veloresults.com

TCM v2

Page 1/1

Event 39 - U14 Boys 2500m Point a Lap Final
Results / Résultats

Rank	Bib	Name	Team	Sprints Won	Lap Points	Finish Order	Points
1	84	George CLARK	Medbury Prep. School	3, 7, 8, 9, 10	0	1	5
2	81	Benji SHAYLER	Verdon College	2, 4	0	2	2
3	82	Rory FRATER	St Mary's School Blenhe	5	0	3	1
4	86	Oliver ZWIES	Central Southland Colle	6	0	4	1
5	87	Aiden WATTS	Casebrook Intermediate	1	0	5	1

Event 41 - U15 Boys 3000m Point a Lap Final
Results / Résultats


Rank	Bib	Name	Team	Sprints Won	Lap Points	Finish Order	Points
1	62	Jamie HENDERSON	St Peter's School (Camb	4, 5, 6, 7, 8, 9, 10	0	6	7
2	68	Riley CRAMPTON	Christ's College	1, 2, 3	0	5	3
3	69	Benson BOYS	Central Southland Colle	11, 12	0	1	2
4	63	Oliver KEAST	Southland Boy's High Sc		0	2	0
5	66	Sean THREADGALL	Christchurch Boys High		0	3	0
6	64	Max ALLAN	Selwyn College		0	7	0
7	67	George HEGAN	Christchurch Boys High		0	8	0
8	70	James TURNBULL	Auckland Grammar Sch		0	9	0
9	61	Rory FORD	Verdon College		-20	4	-20

Event 42 - U15 Girls 3000m Point a Lap Final
Results / Résultats

Rank	Bib	Name	Team	Sprints Won	Lap Points	Finish Order	Points
1	48	Lily KEAST	Central Southland Colle	2, 4, 5, 7, 8, 9, 10, 11, 12	0	1	9
2	47	Sophie BEST	Roncalli College	1, 3	0	2	2
3	49	Eliza MCKENZIE	Ashburton College	6	0	3	1

Communiqué approved by the Secretary of the Commissaires Panel

Report printed: 03/10/2023 15:32


 www.veloreresults.com

TCM v2

Page 1/1

Event 43 - U16 Boys 4000m Tempo Points Final
Results / Résultats

Rank	Bib	Name	Team	Sprints Won	Lap Points	Finish Order	Points
1	57	Oliver CLARK	Christchurch Boys High	7, 8, 9, 10, 11, 12	0	1	6
2	53	Jesse JOHNSTON	Timaru Boys' High Scho	2, 3, 4, 5, 6	0	2	5
3	54	Fino YOUNGDAENG	James Hargest College	1	0	4	1
4	51	Lachlan KELLY	Verdon College		0	0	0
5	55	Jack MADDEN	James Hargest College		0	3	0

Communiqué approved by the Secretary of the Commissaires Panel

Report printed: 03/10/2023 15:40


www.veloresults.com

TCM v2


Page 1/1

Event 44 - U16 Girls 4000m Tempo Points Final
Results / Résultats

Rank	Bib	Name	Team	Sprints Won	Lap Points	Finish Order	Points
1	43	Shaylah SAYERS	Papanui High School	1, 2, 3, 5, 6, 7, 8, 9, 10, 12	0	1	10
2	41	Emily FORSYTH	Southland Girl's High Sc	4, 11	0	2	2
3	45	Nina WORRALL	Epsom Girls Grammar S		0	3	0
4	42	Amelea SCOTT	Rangi Ruru Girl's School		0	4	0
5	44	Sarah HARTSTONGE	James Hargest College		-20	5	-20

Communiqué approved by the Secretary of the Commissaires Panel

Report printed: 03/10/2023 15:51


www.veloresults.com

TCM v2

Page 1/1

Event 45 - U17 Boys 5000m Tempo Points
Results / Résultats

Rank	Bib	Name	Team	Sprints Won	Lap Points	Finish Order	Points
1	29	Ben CRAWFORD	Christ's College	12, 13, 14, 15, 16	0	1	5
2	22	Jamie CANTELL-ROBERT	Saint Kentigern College	6, 9, 10, 11	0	3	4
3	26	Finn EDWARDS	James Hargest College	4, 5, 7	0	7	3
4	30	Robert TURNBULL	Auckland Grammar Sch	1, 2, 3	0	8	3
5	24	Cooper JOHNSON	Marlborough Boys' Colle	8	0	5	1
6	25	Hamish WALLACE	James Hargest College		0	2	0
7	27	Jonathan BLYTH	James Hargest College		0	4	0
8	21	Daniel WATTS	Te Aho O Te Kura Poun		-60	6	-60
	28	BELL Daniel BELL	Christchurch Adventist		0	0	DNS

Event 46 - U17 Girls 5000m Tempo Points
Results / Résultats

Rank	Bib	Name	Team	Sprints Won	Lap Points	Finish Order	Points
1	31	Lucy GRIFFIN	Southland Girl's High Sc	2, 5, 8, 10, 12, 14, 16	0	1	7
2	35	Ellana BEALE	Cashmere High School	1, 6, 7, 9, 11, 13, 15	0	2	7
3	33	Zadie SCOTT	James Hargest College	3, 4	-20	3	-18
4	34	Emily BYTH	James Hargest College		-20	4	-20

Communiqué approved by the Secretary of the Commissaires Panel

Report printed: 03/10/2023 16:09


 www.veloreults.com

TCM v2


Page 1/1

Event 47 - U20 Boys 7500m Tempo Points Final
Results / Résultats

Rank	Bib	Name	Team	Sprints Won	Lap Points	Finish Order	Points
1	5	Marshall ERWOOD	James Hargest College	6, 9, 12, 15, 19, 22, 23, 24, 25, 26	0	1	10
2	9	Matthew DAVIDSON	Christchurch Boys High	3, 4, 10, 13, 14, 18, 21	0	3	7
3	3	Magnus JAMIESON	Southland Boys' High Sc	5, 8, 16, 17, 20	0	2	5
4	7	Luca SANDERS	Christchurch Boys High	11	-20	4	-19
5	4	Wolf PENE	Kaiapoi High School	1	-40	5	-39
6	6	Conrad CLARK	James Hargest College	2	-40	6	-39
7	8	Charlie HEGAN	Christchurch Boys High	7	-60	7	-59
	2	RAMSEY Liam RAMSEY	Southland Boys' High Sc		0	0	DNS

Communiqué approved by the Secretary of the Commissaires Panel

Report printed: 03/10/2023 16:22


www.veloreults.com

TCM v2

Page 1/1

Event 48 - U20 Girls 7500m Tempo Points Final
Results / Résultats

Rank	Bib	Name	Team	Sprints Won	Lap Points	Finish Order	Points
1	11	Kirsty WATTS	Te Aho O Te Kura Poun	8, 9, 10, 11, 12, 13, 14, 15, 16, 17, 18, 21, 24	20	2	33
2	16	Seana GRAY	North Island	5, 6, 7, 20, 23, 26	0	1	6
3	15	Elena WORRALL	Epsom Girls Grammar S	2, 4, 19, 22, 25	0	3	5
4	14	Ruby BATH	James Hargest College	3	0	4	1
5	12	Mya WOLFENDEN	Rangi Ruru Girls' School	1	0	5	1
	13	RUSSELL Kate RUSSELL	James Hargest College		-60	0	DNF